

D.A.V. PUBLIC SCHOOL, RAJAULI

SESSION 2025-26

CLASS 4



Summer is a time to relax, be productive and to get ahead. As important as it is to rest and enjoy, it is also important to continue to learn. You can spend your time as you wish but make sure that along with enjoying and relaxing make this summer a time to learn new things, exploring the opportunities available.

To enhance your learning, we have planned activities to keep your skills sharp and concepts clear. Use your energy and give a vent to your creativity. It will surely enhance your learning process. Relax, enjoy, have lots of fun and come back.

Star Kids

Holidays Homework

START ➡

हिंदी

English

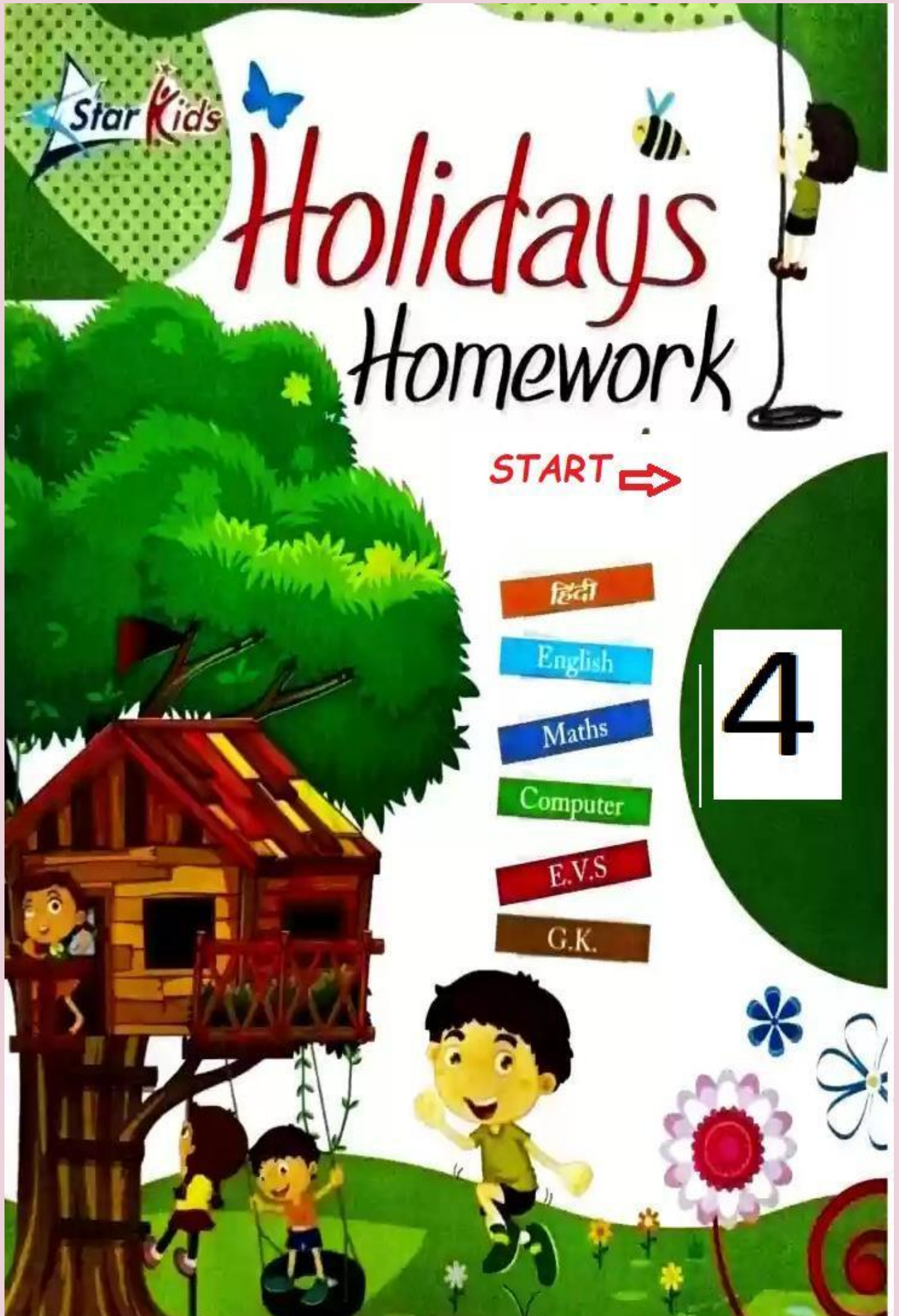
Maths

Computer

E.V.S

G.K.

4




SUBJECT- ENGLISH

Q1.

People all over the world love travelling. Some people travel to far off places either for adventure or merely for sightseeing. As soon as schools close for summer vacation, we start looking forward to various travel activities.

In groups of four, discuss which places you like to visit during holidays. Complete the given holiday tree.



Q2. SOLVE THE FOLLOWING QUESTIONS.

1. Read the words given below and put them in the correct boxes.



Jaya	Himanshu	Shillong	peach
leopard	nightingale	wardrobe	Aditya
chimpanzee	turtle	chocolate	Reema
Bhopal	doll	Ananya	Nasik
computer	Patna	swan	Mysore

People	Places	Animals/Birds	Things

2. Match the following with their collection.

a troop of

geese

a litter of

flies

a flock of

elephants

a gaggle of

puppies

a herd of

monkeys

a swarm of

sheep



Q3. Draw the squares below on a sheet of paper. Find one object for each square and write one sentence about the object that you have found. You can enrich this activity by being creative in any way you want.

Find something that makes you happy	Find something that you made	Find something with a face on it
Find something with buttons	Find something made of wood	Find something that smells nice
Find something that starts with the first letter of your name	Find something with numbers on it	Find something with wheels

Q4. Write an application to the principal for sick leave.

Q5. Write the Question Answer of chapter A True Friend (A4, A5, A7, A8, A10, A13)

हिंदी

1. पाठ एक से पाँच तक सभी प्रश्नोत्तर बनाएं
2. सुलेख की एक अलग कॉपी बनाकर 30 प्रति सुलेख लिखें।
3. उल्टा पुल्टा कविता सचित्र बनाकर चार्ट पेपर पर सजाएँ
4. भाषा किसे कहते हैं उदाहरण तथा भेद सहित लिखें।



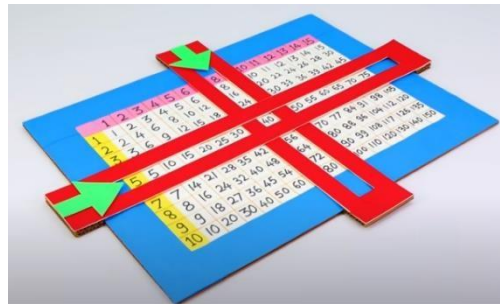
Mathematics

Q1 Take any 4- digit number and make a Place Value ice cream cone. **Paste it on scrap book.**

Refer to the given picture.



Q2. Create any one of given multiplication table models of tables 2 to 15 and **learn the tables thoroughly.** Refer to the given pictures and links



<https://youtu.be/UY9Fc5L8cIY?feature=shared>

OR



<https://www.youtube.com/shorts/qgGyvFqXNn0>

Q3 Make a fraction bird **OR** playing fraction Dolphin on A4 sheet by using given references.



<https://youtu.be/j9qpmGUVhsk?feature=shared>

https://youtu.be/6TsZi_6VUkM?feature=shared

Q4 Do practice of the chapter 1 and 2 in your rough copy.

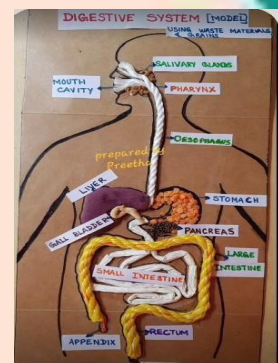
Note-: Do Q1, Q2 and Q3 neatly in **SCRAB BOOK**.



1. Make a human digestive system using materials available at your home.

[Click on Link for more idea](#)

<https://pin.it/1Zu38I8IE>



2. The World Environment Day is on 5th June. Adopt a plant near your house or grow a plant in a pot and place it in your house. Do the following to take care of your potted plants.



- Water your plant daily.
- Keep the plant near window for proper sunlight.
- Provide it good manure.

Prepare below table and record your observation of growing plant week wise.

	Changes in plants(appearance)	Height in cm
1 st week		
2 nd week		
3 rd week		
4 th week		
5 th week		

3. Best out of waste

Create a beautiful greeting card using pencil shavings.

Write a slogan about save plants inside the card.



Pencil shaving card

Click on Links for more ideas

<https://youtu.be/ZMVKWp3fCcs>

4. Revise chapters 1 and 2.

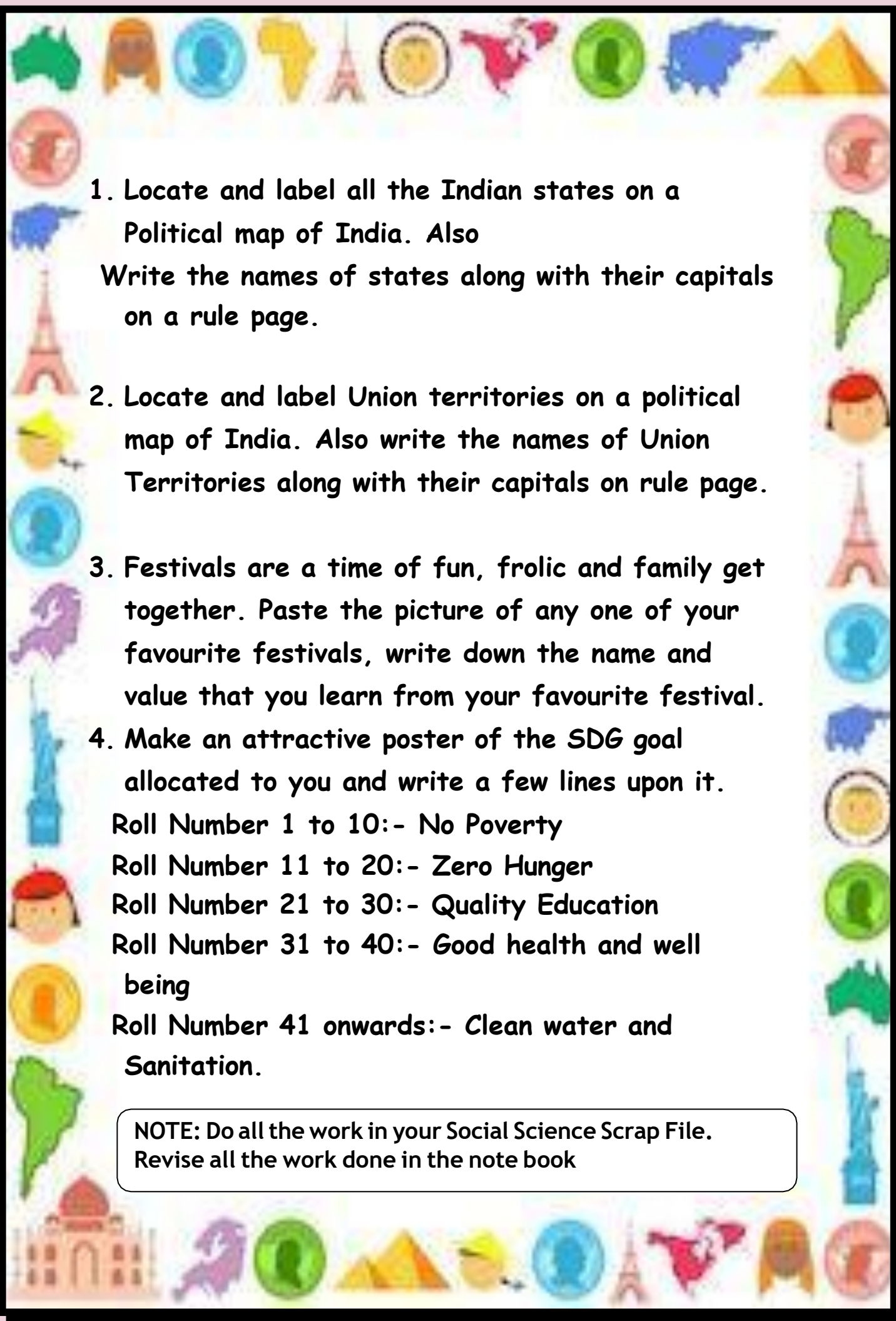
5. Read Ch-3 Flowers and Fruits thoroughly and underline the difficult words on book.



SOCIAL SCIENCE

INSTRUCTIONS:

- Holiday Homework carries marks in assessment. Hence, submission of work post vacation is compulsory for all students.
- Parents are requested to only guide their children while doing the assignment.
- Originality of the work will be appreciated.
- Homework must be done in a very neat and presentable manner.
- The child will be assessed for the handwriting, presentation, neatness, completion of all the given
- It is mandatory to do all the activities.



1. Locate and label all the Indian states on a Political map of India. Also Write the names of states along with their capitals on a rule page.

2. Locate and label Union territories on a political map of India. Also write the names of Union Territories along with their capitals on rule page.

3. Festivals are a time of fun, frolic and family get together. Paste the picture of any one of your favourite festivals, write down the name and value that you learn from your favourite festival.

4. Make an attractive poster of the SDG goal allocated to you and write a few lines upon it.

Roll Number 1 to 10:- No Poverty

Roll Number 11 to 20:- Zero Hunger

Roll Number 21 to 30:- Quality Education

Roll Number 31 to 40:- Good health and well being

Roll Number 41 onwards:- Clean water and Sanitation.

NOTE: Do all the work in your Social Science Scrap File.
Revise all the work done in the note book



MUSIC

Draw 2 musical instruments pictures,

- Write 1 devotional song,
- Write 1 patriotic song,
- Write 10 singer's name,

Note- Do all homework in music copy.



ART

1. Make any one Nature Painting with the help of Oil Pastel colors.
2. Make any one Cotton Bud Painting with the help of water color
3. Make any one craft with the help of waste material like ice cream sticks, paper plate, newspaper, straw etc.

PHYSICAL EDUCATION

1. Make a collage about your favorite sports or sportsman on A4 size sheet.
2. Make a poster on “Importance of eating healthy food” on A4 size sheet.

COMPUTER

Q1. Enjoy the video at the given link:-

<https://youtu.be/e0rYO5YI7kA>

You will understand the working of 3d printers.

Q2. Draw and colour the computer storage devices(CD and Pen drive) in your notebook.

Q3. Draw and colour the Tux paint icon in notebook.



G.K

Q1. Look for these public signals around you paste their pictures and write a few lines about each one of them. As to where do you see them and what do they indicate?

 Toilets	 Disabled	 Bus Stop	 Food and Drink
 Hospital	 No Smoking	 Fire Exit	 Telephone
 Information	 Keep Tidy	 Recycle	 Danger / Warning
 Fire Alarm	 Parking	 Baby Changing	 Stop
 Wi-Fi	 No Entry	 No Mobile Phones	 Open / Closed

Q2. Paste the leaves of four medicinal plants and write their qualities, as how they help us to cure various diseases.

Example: Tulsi, Neem, Ginger, Aloe Vera etc.



Q3. Match the profession with its corresponding tools or workplace.

For example:

Dentist - toothbrush, dental chair

Pilot - airplane, pilot uniform

Teacher -

Astronaut-

Farmer-

Policeman-

Doctor

Note: Do all homework in your G.K. notebook.

नैतिक शिक्षा

- गायत्री मंत्र को पाँच बार लिखें एवं याद करें ।
- आर्य समाज के पहला नियम लिखें एवं उन्हे याद करें ।
- डी ए वी गान लिखें एवं याद करें ।
- गर्मियों की छुट्टियों में आप समय का किस प्रकार सदुपयोग किया है, दस वाक्यों में लिखें ।
- छुट्टियों में आप कहाँ – कहाँ गए और वहाँ आप क्या - क्या सीखा ?

नोट – सभी कार्य नैतिक शिक्षा की कॉपी में ही करें ।



END TASK
ENJOY
HOLIDAYS